

# Eagle Academy PCS - Congress Heights

3400 Wheeler Road SE  
Washington, DC 20032

202-544-2646  
www.eagleacademypcs.org

## School Profile (2015-16)

### Board Chair

Kerry Lewis, M.D.

### Founder & Executive Director

Cassandra S. Pinkney

### Principal

Melanie Leonard  
(PK3-K)


Sharise Whitfield (1st-3rd)

### First School Year

2003-04

### Grades Served

Is part of a PK-3 network.



## Score Explanations

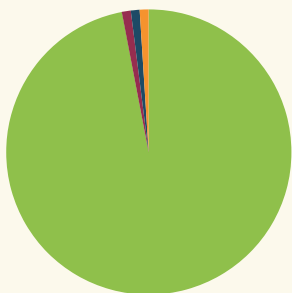
For schools serving pre-kindergarten (PK) through 8th grades, DC PCSB has implemented a new **Early Childhood/Elementary School/Middle School Performance Management Framework (PMF)** to assess academic performance school-wide. The framework now includes data for students in all grades at the school for multiple measures.

Starting in the spring of 2015, all students in grades 3 and higher, participated in the Partnership for Assessment of Readiness for College and Careers (PARCC).

\* Due to the change in the state assessment, scores and tiers were not displayed in 2014-15.

## Student Demographics (2014-15)

**Total Enrollment**  
774



Asian	0.0%
Black Non-Hispanic	98.4%
Hispanic / Latino	0.6%
Native American / Alaska Native	0.3%
Pacific Islander / Native Hawaiian	0.0%
White Non-Hispanic	0.6%
Multiracial	0.0%

**English Language Learner**  
0.3%

**Economically Disadvantaged**  
>60%\*

**Special Education**  
17.0%

**At-Risk Population**  
62.0%

\* Community Eligible Schools serve at least 60% low-income students and offer free school meals to all students.

## A Note from the School

Eagle Academy PCS's mission is to build the foundation for a promising future for all students in a rich, robust learning environment that fosters creativity and problem-solving abilities and emphasizes cognitive, social, and emotional growth by engaging children as active learners in an inclusive learning environment. Eagle maintains a strong commitment to the Community Schools model, with wrap around services and interventions for students and families. Our Common Core-aligned curriculum is bolstered by science, technology, engineering, arts, and mathematics (STEAM), music, physical education, and aquatics programming to encourage exploration. One-to-one technology integration and blended learning initiatives develop 21st-century skills. Data support programming with actionable insights.

# Eagle Academy PCS - Congress Heights

## 2015 School Performance Report

(2014–15)

### Grades Measured: PK3-3



#### Student Progress: Academic Improvement Over Time

Growth on the school's NWEA MAP® assessment in reading



Growth on the school's NWEA MAP® assessment in mathematics



#### Student Achievement: Approaching, Meeting, or Exceeding College and Career Ready Standards

PARCC: ELA

Approaching College and Career Ready and Above



College and Career Ready



PARCC: Mathematics

Approaching College and Career Ready and Above



College and Career Ready



#### Gateway Outcomes in Key Subjects that Predict Future Educational Success (returning students)


3rd Grade ELA

Approaching College and Career Ready and Above



8th Grade Mathematics

Approaching College and Career Ready and Above



#### School Environment: Predictors of Future Student Progress and Achievement

Attendance

In-seat Attendance



Re-enrollment

Percent of students eligible to re-enroll



Teacher Interaction Observations: Classroom Assessment Scoring System (CLASS)

Emotional Support



Classroom Organization



Instructional Support



*Due to the change in the state assessment, scores and tiers were not displayed in 2014-15.*

# Eagle Academy PCS - Congress Heights

## 2015 School Performance Report

(2014–15)



### Grades Measured: PK3–3

#### Early Childhood Student Outcomes on School-Selected Assessments

##### PK Pre-Literacy: Teaching Strategies GOLD™

Percent of students who met or exceeded the publisher's expectations for growth by the end of the year



##### PK Math: Teaching Strategies GOLD™

Percent of students who met or exceeded the publisher's expectations for growth by the end of the year



##### PK Social Emotional Learning: Teaching Strategies GOLD™

Percent of students who met or exceeded the publisher's expectations for growth by the end of the year



##### K-2 Social Emotional Learning: Social Skills Improvement System (SSIS)

Percent of students who met or exceeded the publisher's expectations for achievement at the end of the year

