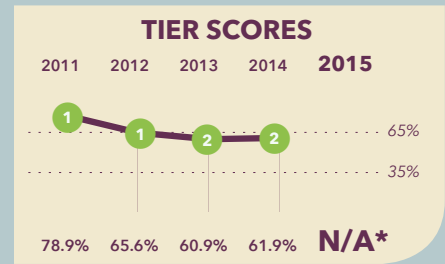


E.L. Haynes PCS - Middle School

3600 Georgia Avenue NW
Washington, DC 20010

202-667-4446
www.elhaynes.org



School Profile (2015-16)

Board Chair

Abigail Smith

CEO

Hilary Darilek

Grades Served

Is part of a PK-12 network.

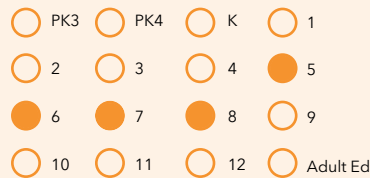
● Current Grades ● Future Grades

Principal

Myron Long

First School Year

2007-08



Score Explanations

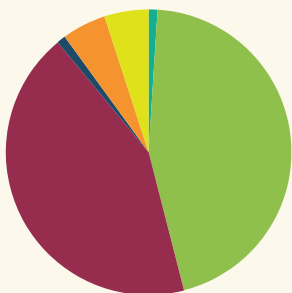
For schools serving pre-kindergarten (PK) through 8th grades, DC PCSB has implemented a new **Early Childhood/Elementary School/Middle School Performance Management Framework (PMF)** to assess academic performance school-wide. The framework now includes data for students in all grades at the school for multiple measures.

Starting in the spring of 2015, all students in grades 3 and higher, participated in the Partnership for Assessment of Readiness for College and Careers (PARCC).

* Due to the change in the state assessment, scores and tiers were not displayed in 2014-15.

Student Demographics (2014-15)

Total Enrollment
377



Asian	1.3%
Black Non-Hispanic	46.2%
Hispanic / Latino	42.7%
Native American / Alaska Native	0.3%
Pacific Islander / Native Hawaiian	0.0%
White Non-Hispanic	5.0%
Multiracial	4.5%

English Language Learner
14.3%

Economically Disadvantaged
75.9%

Special Education
22.5%

At-Risk Population
43.5%

A Note from the School

E.L. Haynes PCS's mission is to ensure that every student of every race, socioeconomic status, and home language will reach high levels of academic achievement and be prepared to succeed at the college of his or her choice. Every student will be adept at mathematical reasoning, will use scientific methods effectively to frame and solve problems, and will develop the lifelong skills needed to be a successful individual, an active community member, and a responsible citizen. We provide a rigorous college preparatory curriculum for students in grades PK through 12, specials and electives including language, music, dance, and art, and several advanced placement courses in the high school. We are DC's first year-round school with 1,000 additional hours of programming for students.

E.L. Haynes PCS - Middle School

2015 School Performance Report

(2014–15)

Grades Measured: 5-8



Student Progress: Academic Improvement Over Time

Growth on the state assessment in ELA



Growth on the state assessment in mathematics



Student Achievement: Approaching, Meeting, or Exceeding College and Career Ready Standards

PARCC: ELA

Approaching College and Career Ready and Above



College and Career Ready

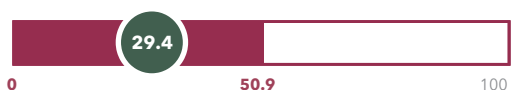


PARCC: Mathematics

Approaching College and Career Ready and Above




College and Career Ready



Gateway: Outcomes in Key Subjects that Predict Future Educational Success (returning students)

3rd Grade ELA

Approaching College and Career Ready and Above



8th Grade Mathematics

Approaching College and Career Ready and Above



School Environment: Predictors of Future Student Progress and Achievement

Attendance

In-seat Attendance



Re-enrollment

Percent of students eligible to re-enroll



Due to the change in the state assessment, scores and tiers were not displayed in 2014-15.