


# E.L. Haynes PCS - High School

4501 Kansas Avenue NW  
Washington, DC 20011

202-667-4446  
www.elhaynes.org



## School Profile (2015-16)

### Board Chair

Abigail Smith

### CEO

Hilary Darilek

### Grades Served

Is part of a PK-12 network.

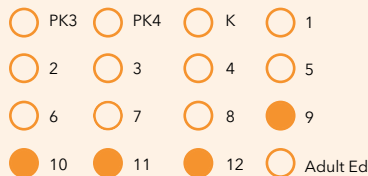
● Current Grades    ● Future Grades

### Principal

Elizabeth Simpson

### First School Year

2011-12



## High School Score Explanations

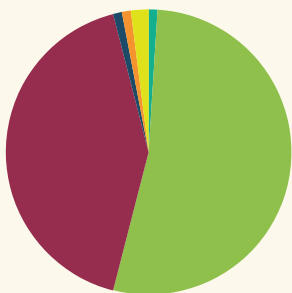
For schools serving 9th through 12th grades, DC PCSB has implemented the **High School Performance Management Framework (PMF)** to assess academic performance school-wide. The framework includes data for students in all grades at the school for multiple measures.

Starting in the spring of 2015, students in high school participated in the Partnership for Assessment of Readiness for College and Careers (PARCC).

\* Due to the change in the state assessment, scores and tiers were not displayed in 2014-15.

## Student Demographics (2014-15)

**Total Enrollment**  
422



Asian	0.9%
Black Non-Hispanic	53.8%
Hispanic / Latino	42.7%
Native American / Alaska Native	0.5%
Pacific Islander / Native Hawaiian	0.0%
White Non-Hispanic	0.5%
Multiracial	1.7%

**English Language Learner**  
15.6%

**Economically Disadvantaged**  
68.7%

**Special Education**  
22.5%

**At-Risk Population**  
53.8%

## A Note from the School

E.L. Haynes PCS's mission is to ensure that every student of every race, socioeconomic status, and home language will reach high levels of academic achievement and be prepared to succeed at the college of his or her choice. Every student will be adept at mathematical reasoning, will use scientific methods effectively to frame and solve problems, and will develop the lifelong skills needed to be a successful individual, an active community member, and a responsible citizen. We provide a rigorous college preparatory curriculum for students in grades PK through 12, specials and electives including language, music, dance, and art, and several advanced placement courses in the high school. We are DC's first year-round school with 1,000 additional hours of programming for students.

# E.L. Haynes PCS - High School

## 2015 School Performance Report

(2014–15)

### Grades Measured: 9–12



#### Student Progress: Academic Improvement Over Time


##### Student growth on the state assessment in ELA

Data not available for 2014–15



##### Student growth on the state assessment in Mathematics

Data not available for 2014–15



#### Student Achievement: Approaching, Meeting or Exceeding College and Career Ready Standards

##### PARCC: ELA

Approaching College and Career Ready and Above



College and Career Ready



##### PARCC: Mathematics

Approaching College and Career Ready and Above



College and Career Ready



#### Gateway: Outcomes Aligned to College and Career Readiness

##### Graduation Rate

Four-Year Graduation Rate



Five-Year Graduation Rate



##### PSAT Performance (11th grade)

Percent of students scoring 80 or above



##### SAT/ACT Performance (12th grade)

Percent of students scoring 800 (SAT) or 16 (ACT) or above



##### College Acceptance Rate



##### College Readiness: Advanced Placement/International Baccalaureate/Dual Enrollment Achievement



##### Career Readiness: Career and Technical Education (CTE) Program Achievement

CTE Program of Study Completion Rate



CTE Certification Exam Pass Rate



# E.L. Haynes PCS - High School

## 2015 School Performance Report

(2014-15)

### Grades Measured: 9-12



#### School Environment: Predictors of Future Student Progress and Achievement

##### Attendance

In-seat Attendance



##### Re-enrollment

Percent of students eligible to re-enroll



##### 9th Grade on Track to Graduate



*Due to the change in the state assessments, scores and tiers were not displayed in 2014-15.*