

# Democracy Prep Congress Heights PCS

3100 Martin Luther King Jr. Ave SE  
Washington, DC 20032

202-561-0860  
www.democracyprep.org

**TOTAL SCORE**

**N/A\***

\*This school is not receiving a PMF score or tier this year due to the change in state assessment, and 2014-15 was its first school year. Data have been reported on all measures, where available.

## School Profile (2015-16)


**Board Chair**

Brandon Wright

**Executive Director**

Sean Reidy

**Grades Served**



**Principal**

Lakeala Jones

**First School Year**

2014-15

## Score Explanations

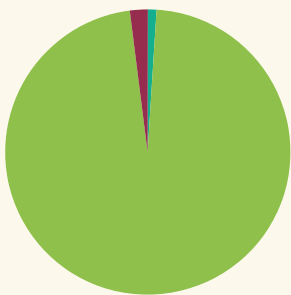
For schools serving pre-kindergarten (PK) through 8th grades, DC PCSB has implemented a new **Early Childhood/Elementary School/Middle School Performance Management Framework (PMF)** to assess academic performance school-wide. The framework now includes data for students in all grades at the school for multiple measures.

Starting in the spring of 2015, all students in grades 3 and higher, participated in the Partnership for Assessment of Readiness for College and Careers (PARCC).

\* Due to the change in the state assessment, scores and tiers were not displayed in 2014-15.

## Student Demographics (2014-15)

**Total Enrollment**  
620



Asian	0.3%
Black Non-Hispanic	97.9%
Hispanic / Latino	1.8%
Native American / Alaska Native	0.0%
Pacific Islander / Native Hawaiian	0.0%
White Non-Hispanic	0.0%
Multiracial	0.0%

<b>English Language Learner</b>	0.2%
<b>Economically Disadvantaged</b>	100.0%
<b>Special Education</b>	16.5%
<b>At-Risk Population</b>	73.2%

## A Note from the School

The mission of Democracy Prep Congress Heights PCS is to educate responsible citizen-scholars for success in the college of their choice and a life of active citizenship. Democracy Prep Congress Heights is part of the Democracy Prep Public Schools network, which educates more than 5,000 scholars in grades PK-12 at 17 schools across four states. Democracy Prep Congress Heights is a turnaround of Imagine Southeast, which closed after the 2013-14 school year. A simple philosophy guides Democracy Prep's staff, students, and families: Work hard. Go to college. Change the world!

# Democracy Prep Congress Heights PCS

## 2015 School Performance Report

(2014–15)

### Grades Measured: PK3–6



#### Student Progress: Academic Improvement Over Time

Growth on the state assessment in ELA



Growth on the state assessment in mathematics



#### Student Achievement: Approaching, Meeting, or Exceeding College and Career Ready Standards

PARCC: ELA

Approaching College and Career Ready and Above



College and Career Ready

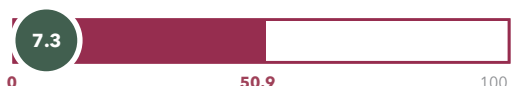


PARCC: Mathematics

Approaching College and Career Ready and Above



College and Career Ready



#### Gateway Outcomes in Key Subjects that Predict Future Educational Success (returning students)


3rd Grade ELA

Approaching College and Career Ready and Above



8th Grade Mathematics

Approaching College and Career Ready and Above



#### School Environment: Predictors of Future Student Progress and Achievement

Attendance

In-seat Attendance



Re-enrollment

Percent of students eligible to re-enroll



Teacher Interaction Observations: Classroom Assessment Scoring System (CLASS)

Emotional Support



Classroom Organization



Instructional Support



*Due to the change in the state assessment, scores and tiers were not displayed in 2014–15.*

# Democracy Prep Congress Heights PCS

## 2015 School Performance Report

(2014–15)

### Grades Measured: PK3–6



#### Early Childhood Student Outcomes on School-Selected Assessments

##### PK Pre-Literacy: Every Child Ready (ECR)

Percent of students who met or exceeded the publisher's expectations for growth or achievement at the end of the year



##### PK Math: Every Child Ready (ECR)

Percent of students who met or exceeded the publisher's expectations for growth or achievement at the end of the year



##### K-2 Reading: NWEA™ Measures of Academic Progress® (MAP®)

Percent of students who met or exceeded the publisher's expectations for growth by the end of the year



##### K-2 Math: NWEA™ Measures of Academic Progress® (MAP®)

Percent of students who met or exceeded the publisher's expectations for growth by the end of the year

