

# DC Prep PCS - Edgewood Elementary

707 Edgewood Street NE  
Washington, DC 20017

202-635-4411  
www.dcrep.org

## School Profile (2015-16)

### Board Chair

Le Roy (Terry) Eakin III

### CEO

Emily Lawson

### Grades Served

Is part of a PK3-8 network.

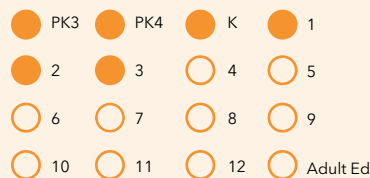
● Current Grades
 ◌ Future Grades

### Principal

Shaunte Edmonds

### First School Year

2007-08



## Score Explanations

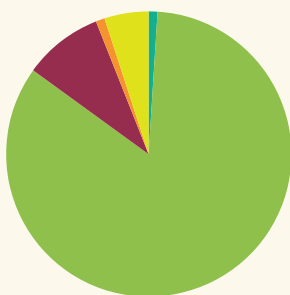
For schools serving pre-kindergarten (PK) through 8th grades, DC PCSB has implemented a new **Early Childhood/Elementary School/Middle School Performance Management Framework (PMF)** to assess academic performance school-wide. The framework now includes data for students in all grades at the school for multiple measures.

Starting in the spring of 2015, all students in grades 3 and higher, participated in the Partnership for Assessment of Readiness for College and Careers (PARCC).

\* Due to the change in the state assessment, scores and tiers were not displayed in 2014-15.

## Student Demographics (2014-15)

**Total Enrollment**  
432



Asian	0.2%
Black Non-Hispanic	85.4%
Hispanic / Latino	8.6%
Native American / Alaska Native	0.0%
Pacific Islander / Native Hawaiian	0.0%
White Non-Hispanic	0.7%
Multiracial	5.1%

**English Language Learner**  
4.6%

**Economically Disadvantaged**  
77.8%

**Special Education**  
10.2%

**At-Risk Population**  
50.0%

## A Note from the School

Founded in 2003, DC Prep PCS is the highest-performing network of public charter schools in Washington (2012-15), bridging the educational divide by increasing the number of students from underserved communities with the academic preparation and personal character to succeed in competitive high schools and colleges. DC Prep serves 1,300+ students in PK3-8th grade on five campuses in Wards 5, 7, and 8. Edgewood Elementary Campus is the top-performing elementary charter school in the city based on 2014 results, and a 2013 U.S. Department of Education National Blue Ribbon School. Edgewood Elementary Campus provides a developmentally appropriate, academically challenging education for PK3-3rd graders, creating an exciting learning environment that lays the foundation for college prep from the earliest years.

# DC Prep PCS - Edgewood Elementary

## 2015 School Performance Report

(2014–15)

### Grades Measured: PK3-3



#### Student Progress: Academic Improvement Over Time

Growth on the school's NWEA MAP® assessment in reading



Growth on the school's NWEA MAP® assessment in mathematics



#### Student Achievement: Approaching, Meeting, or Exceeding College and Career Ready Standards

PARCC: ELA

Approaching College and Career Ready and Above



College and Career Ready

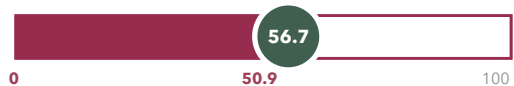


PARCC: Mathematics

Approaching College and Career Ready and Above



College and Career Ready



#### Gateway Outcomes in Key Subjects that Predict Future Educational Success (returning students)


3rd Grade ELA

Approaching College and Career Ready and Above



8th Grade Mathematics

Approaching College and Career Ready and Above



#### School Environment: Predictors of Future Student Progress and Achievement

Attendance

In-seat Attendance



Re-enrollment

Percent of students eligible to re-enroll



Teacher Interaction Observations: Classroom Assessment Scoring System (CLASS)

Emotional Support



Classroom Organization



Instructional Support



*Due to the change in the state assessment, scores and tiers were not displayed in 2014-15.*

# DC Prep PCS - Edgewood Elementary

## 2015 School Performance Report

(2014–15)

### Grades Measured: PK3–3



#### Early Childhood Student Outcomes on School-Selected Assessments

##### PK Pre-Literacy: Peabody Picture Vocabulary Test (PPVT)

Percent of students who met or exceeded the publisher's expectations for achievement at the end of the year



##### PK Math: Test of Early Mathematics Ability (TEMA)

Percent of students who met or exceeded the publisher's expectations for achievement at the end of the year

