


DC Prep PCS – Benning Middle

100 41st Street NE
Washington, DC 20019

202-396-3780
www.dcprep.org



School Profile (2015-16)

Board Chair

Le Roy (Terry) Eakin III

CEO

Emily Lawson

Grades Served

Is part of a PK3-8 network.

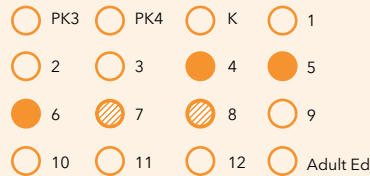
● Current Grades ● Future Grades

Principal

Erin Waldron

First School Year

2013-14



Score Explanations

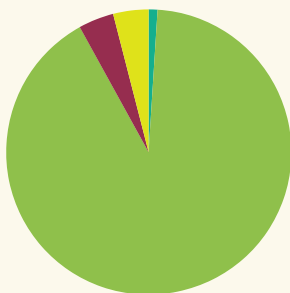
For schools serving pre-kindergarten (PK) through 8th grades, DC PCSB has implemented a new **Early Childhood/Elementary School/Middle School Performance Management Framework (PMF)** to assess academic performance school-wide. The framework now includes data for students in all grades at the school for multiple measures.

Starting in the spring of 2015, all students in grades 3 and higher, participated in the Partnership for Assessment of Readiness for College and Careers (PARCC).

* Due to the change in the state assessment, scores and tiers were not displayed in 2014-15.

Student Demographics (2014-15)

Total Enrollment
152



Asian	0.7%
Black Non-Hispanic	91.4%
Hispanic / Latino	3.9%
Native American / Alaska Native	0.0%
Pacific Islander / Native Hawaiian	0.0%
White Non-Hispanic	0.0%
Multiracial	3.9%

English Language Learner
0.7%

Economically Disadvantaged
64.5%

Special Education
19.7%

At-Risk Population
46.1%

A Note from the School

Founded in 2003, DC Prep PCS is the highest-performing network of public charter schools in Washington (2012-15), bridging the educational divide by increasing the number of students from underserved communities with the academic preparation and personal character to succeed in competitive high schools and colleges. DC Prep serves 1,300+ students in PK3-8th grade on five campuses in Wards 5, 7, and 8. Benning Middle Campus opened in 2013 with 4th grade and will grow up a grade annually through 8th grade. In its inaugural school year, Benning Middle Campus scored among the top five highest-performing public charter schools citywide on the DC Comprehensive Assessment System. With a twin focus on rigorous academics and character development, Benning Middle Campus is preparing its eventual 8th grade graduates for success in top-tier high schools, college, and beyond.

DC Prep PCS - Benning Middle

2015 School Performance Report

(2014-15)

Grades Measured: 4-5



Student Progress: Academic Improvement Over Time

Growth on the state assessment in ELA



Growth on the state assessment in mathematics



Student Achievement: Approaching, Meeting, or Exceeding College and Career Ready Standards

PARCC: ELA

Approaching College and Career Ready and Above



College and Career Ready



PARCC: Mathematics

Approaching College and Career Ready and Above




College and Career Ready



Gateway: Outcomes in Key Subjects that Predict Future Educational Success (returning students)


3rd Grade ELA

Approaching College and Career Ready and Above



8th Grade Mathematics

Approaching College and Career Ready and Above



School Environment: Predictors of Future Student Progress and Achievement

Attendance

In-seat Attendance



Re-enrollment

Percent of students eligible to re-enroll



Due to the change in the state assessment, scores and tiers were not displayed in 2014-15.