

DC Prep PCS - Benning Elementary

100 41st Street NE
Washington, DC 20019

202-398-2838
www.dcrep.org

School Profile (2015-16)

Board Chair

Le Roy (Terry) Eakin III

CEO

Emily Lawson

Grades Served

Is part of a PK3-8 network.

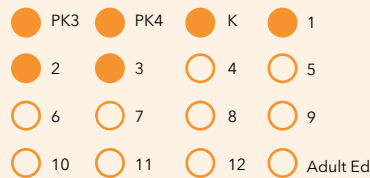
● Current Grades
 Future Grades

Principal

Raymond Weeden

First School Year

2008-09



Score Explanations

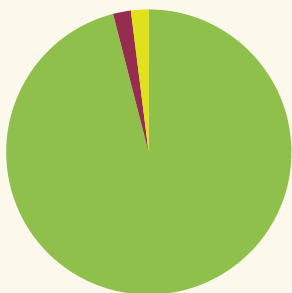
For schools serving pre-kindergarten (PK) through 8th grades, DC PCSB has implemented a new **Early Childhood/Elementary School/Middle School Performance Management Framework (PMF)** to assess academic performance school-wide. The framework now includes data for students in all grades at the school for multiple measures.

Starting in the spring of 2015, all students in grades 3 and higher, participated in the Partnership for Assessment of Readiness for College and Careers (PARCC).

* Due to the change in the state assessment, scores and tiers were not displayed in 2014-15.

Student Demographics (2014-15)

Total Enrollment
442



Asian	0.0%
Black Non-Hispanic	95.2%
Hispanic / Latino	2.5%
Native American / Alaska Native	0.0%
Pacific Islander / Native Hawaiian	0.0%
White Non-Hispanic	0.0%
Multiracial	2.3%

English Language Learner
1.8%

Economically Disadvantaged
>60%*

Special Education
7.9%

At-Risk Population
55.4%

* Community Eligible Schools serve at least 60% low-income students and offer free school meals to all students.

A Note from the School

Founded in 2003, DC Prep PCS is the highest-performing network of public charter schools in Washington (2012-15), bridging the educational divide by increasing the number of students from underserved communities with the academic preparation and personal character to succeed in competitive high schools and colleges. DC Prep serves 1,300+ students in PK3-8th grade on five campuses in Wards 5, 7, and 8. Benning Elementary Campus has been designated a reward school by the Office of the State Superintendent of Education based on double-digit student gains in both reading and math on the 2014 DC Comprehensive Assessment System. Benning Elementary Campus provides a developmentally appropriate, academically challenging education for PK3-3rd graders, creating an exciting learning environment that lays the foundation for college prep from the earliest years.

DC Prep PCS - Benning Elementary

2015 School Performance Report

(2014–15)

Grades Measured: PK3-3



Student Progress: Academic Improvement Over Time

Growth on the school's NWEA MAP® assessment in reading



Growth on the school's NWEA MAP® assessment in mathematics



Student Achievement: Approaching, Meeting, or Exceeding College and Career Ready Standards

PARCC: ELA

Approaching College and Career Ready and Above



College and Career Ready



PARCC: Mathematics

Approaching College and Career Ready and Above



College and Career Ready



Gateway Outcomes in Key Subjects that Predict Future Educational Success (returning students)


3rd Grade ELA

Approaching College and Career Ready and Above



8th Grade Mathematics

Approaching College and Career Ready and Above



School Environment: Predictors of Future Student Progress and Achievement

Attendance

In-seat Attendance



Re-enrollment

Percent of students eligible to re-enroll



Teacher Interaction Observations: Classroom Assessment Scoring System (CLASS)

Emotional Support



Classroom Organization



Instructional Support



Due to the change in the state assessment, scores and tiers were not displayed in 2014-15.

DC Prep PCS - Benning Elementary

2015 School Performance Report

(2014–15)

Grades Measured: PK3–3



Early Childhood Student Outcomes on School-Selected Assessments

PK Pre-Literacy: Peabody Picture Vocabulary Test (PPVT)

Percent of students who met or exceeded the publisher's expectations for achievement at the end of the year



PK Math: Test of Early Mathematics Ability (TEMA)

Percent of students who met or exceeded the publisher's expectations for achievement at the end of the year

