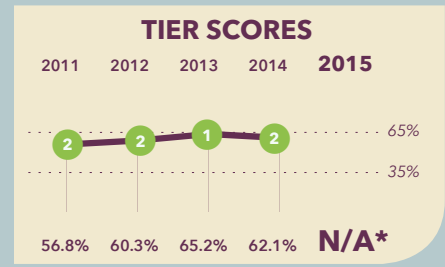


# DC Bilingual PCS

33 Riggs Road NE  
Washington, DC 20011

202-750-6674  
www.dcbilingual.org



## School Profile (2015-16)

### Board Chair


Susie Rosenbaum

### Head of School

Daniela Anello

### Grades Served

Is part of the PK-12 DCI network.



### First School Year

2004-05

## Score Explanations

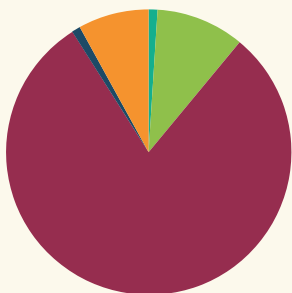
For schools serving pre-kindergarten (PK) through 8th grades, DC PCSB has implemented a new **Early Childhood/Elementary School/Middle School Performance Management Framework (PMF)** to assess academic performance school-wide. The framework now includes data for students in all grades at the school for multiple measures.

Starting in the spring of 2015, all students in grades 3 and higher, participated in the Partnership for Assessment of Readiness for College and Careers (PARCC).

\* Due to the change in the state assessment, scores and tiers were not displayed in 2014-15.

## Student Demographics (2014-15)

**Total Enrollment**  
364



Asian	0.3%
Black Non-Hispanic	10.4%
Hispanic / Latino	81.3%
Native American / Alaska Native	0.3%
Pacific Islander / Native Hawaiian	0.0%
White Non-Hispanic	7.7%
Multiracial	0.0%

**English Language Learner**  
49.5%

**Economically Disadvantaged**  
\*

**Special Education**  
19.2%

**At-Risk Population**  
38.2%

\* Rate not available

## A Note from the School

Founded in 2004, DC Bilingual provides an innovative dual immersion Spanish and English learning program for all students, regardless of their home language. Through its rigorous academic curriculum, comprehensive arts, technology, athletics programs, and its celebration of diverse cultures, DC Bilingual's students learn the skills and values they need to become influential participants in their community. Students also participate in extended learning opportunities during the after school time that include Techbridge, Girls on the Run, sports clubs, theater club, dance club, cooking club and more.

# DC Bilingual PCS

## 2015 School Performance Report

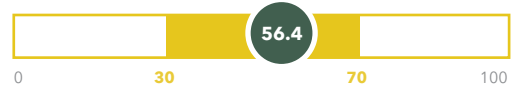
(2014–15)

### Grades Measured: PK3-5



#### Student Progress: Academic Improvement Over Time

Growth on the state assessment in ELA



Growth on the state assessment in mathematics



#### Student Achievement: Approaching, Meeting, or Exceeding College and Career Ready Standards

PARCC: ELA

Approaching College and Career Ready and Above



College and Career Ready



PARCC: Mathematics

Approaching College and Career Ready and Above



College and Career Ready



#### Gateway Outcomes in Key Subjects that Predict Future Educational Success (returning students)

3rd Grade ELA

Approaching College and Career Ready and Above



8th Grade Mathematics

Approaching College and Career Ready and Above



#### School Environment: Predictors of Future Student Progress and Achievement

Attendance

In-seat Attendance



Re-enrollment

Percent of students eligible to re-enroll



Teacher Interaction Observations: Classroom Assessment Scoring System (CLASS)

Emotional Support



Classroom Organization



Instructional Support



*Due to the change in the state assessment, scores and tiers were not displayed in 2014-15.*

# DC Bilingual PCS

## 2015 School Performance Report

(2014–15)

### Grades Measured: PK3–5



#### Early Childhood Student Outcomes on School-Selected Assessments

##### PK Pre-Literacy: Teaching Strategies GOLD™

Percent of students who met or exceeded the publisher's expectations for growth by the end of the year



##### PK Math: Teaching Strategies GOLD™

Percent of students who met or exceeded the publisher's expectations for growth by the end of the year



##### K-2 Reading: Fountas & Pinnell Literacy

Percent of students who met or exceeded the publisher's expectations for achievement at the end of the year



##### K-2 Math: TerraNova®

Percent of students who met or exceeded the publisher's expectations for achievement at the end of the year

