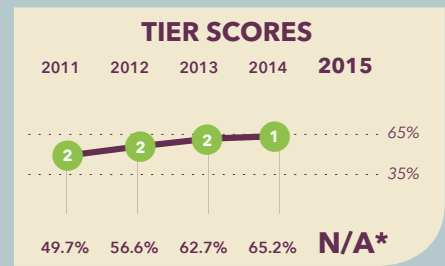


César Chávez PCS for Public Policy - Parkside High School

3701 Hayes Street NE
Washington, DC 20019

202-398-2230
www.chavezschools.org



School Profile (2015-16)

Board Chair

Kathy Bihl

CEO

Joan Massey

Grades Served

Is part of a 6-12 network.

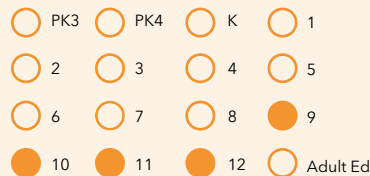
● Current Grades ● Future Grades

Principal

William Massey

First School Year

2004-05



High School Score Explanations

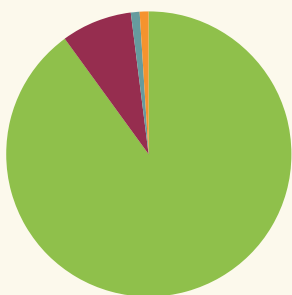
For schools serving 9th through 12th grades, DC PCSB has implemented the **High School Performance Management Framework (PMF)** to assess academic performance school-wide. The framework includes data for students in all grades at the school for multiple measures.

Starting in the spring of 2015, students in high school participated in the Partnership for Assessment of Readiness for College and Careers (PARCC).

* Due to the change in the state assessment, scores and tiers were not displayed in 2014-15.

Student Demographics (2014-15)

Total Enrollment
356



Asian	0.0%
Black Non-Hispanic	91.0%
Hispanic / Latino	8.4%
Native American / Alaska Native	0.0%
Pacific Islander / Native Hawaiian	0.3%
White Non-Hispanic	0.3%
Multiracial	0.0%

English Language Learner
2.0%

Economically Disadvantaged
>60%*

Special Education
13.2%

At-Risk Population
65.2%

* Community Eligible Schools serve at least 60% low-income students and offer free school meals to all students.

A Note from the School

Chávez PCS for Public Policy provides a high-quality public school option for students residing in the District of Columbia. Chávez Schools prepare students for success in competitive colleges and empower scholars to use public policy to create a more just, free, and equal world. At Chávez Schools, we are committed to continual improvement of the school design, innovation of practice, pushing the boundaries of teaching and learning. Our goal is to graduate students who are creative, innovative, entrepreneurial, and ready for the 21st-century workforce. With campus locations in the Capitol Hill, Columbia Heights, and Parkside communities, Chávez Schools currently serve over 1,400 students in grades 6-12.

César Chávez PCS for Public Policy - Parkside High School

2015 School Performance Report

(2014–15)

Grades Measured: 9–12



Student Progress: Academic Improvement Over Time


Student growth on the state assessment in ELA

Data not available for 2014–15



Student growth on the state assessment in Mathematics

Data not available for 2014–15



Student Achievement: Approaching, Meeting or Exceeding College and Career Ready Standards

PARCC: ELA

Approaching College and Career Ready and Above



College and Career Ready



PARCC: Mathematics

Approaching College and Career Ready and Above



College and Career Ready



Gateway: Outcomes Aligned to College and Career Readiness

Graduation Rate

Four-Year Graduation Rate (Prior Year)

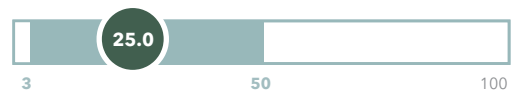


Five-Year Graduation Rate



PSAT Performance (11th grade)

Percent of students scoring 80 or above



SAT/ACT Performance (12th grade)

Percent of students scoring 800 (SAT) or 16 (ACT) or above



College Acceptance Rate




College Readiness: Advanced Placement/International Baccalaureate/Dual Enrollment Achievement



Career Readiness: Career and Technical Education (CTE) Program Achievement

CTE Program of Study Completion Rate



CTE Certification Exam Pass Rate



César Chávez PCS for Public Policy - Parkside High School

2015 School Performance Report

(2014–15)

Grades Measured: 9-12



School Environment: Predictors of Future Student Progress and Achievement

Attendance

In-seat Attendance



Re-enrollment

Percent of students eligible to re-enroll



9th Grade on Track to Graduate



Due to the change in the state assessments, scores and tiers were not displayed in 2014-15.