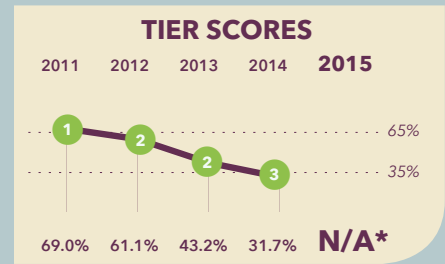


# Center City PCS - Trinidad

1217 West Virginia Avenue NE  
Washington, DC 20002

202-397-1614  
www.centercitypcs.org



## School Profile (2015-16)

### Board Chair


Tom O'Hara

### President & CEO

Russ E. Williams, Jr.

### Grades Served

Is part of a PK-8 network.



### Principal

Vernetta Christian

### First School Year

2008-09

## Score Explanations

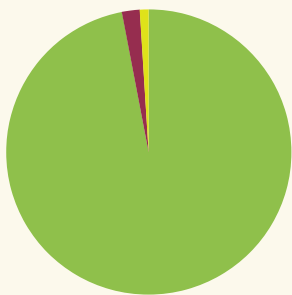
For schools serving pre-kindergarten (PK) through 8th grades, DC PCSB has implemented a new **Early Childhood/Elementary School/Middle School Performance Management Framework (PMF)** to assess academic performance school-wide. The framework now includes data for students in all grades at the school for multiple measures.

Starting in the spring of 2015, all students in grades 3 and higher, participated in the Partnership for Assessment of Readiness for College and Careers (PARCC).

\* Due to the change in the state assessment, scores and tiers were not displayed in 2014-15.

## Student Demographics (2014-15)

**Total Enrollment**  
236



Asian	0.0%
Black Non-Hispanic	97.9%
Hispanic / Latino	1.7%
Native American / Alaska Native	0.0%
Pacific Islander / Native Hawaiian	0.0%
White Non-Hispanic	0.0%
Multiracial	0.4%

**English Language Learner**  
1.7%

**Economically Disadvantaged**  
>60%\*

**Special Education**  
11.9%

**At-Risk Population**  
57.6%

\* Community Eligible Schools serve at least 60% low-income students and offer free school meals to all students.

## A Note from the School

The Center City PCS network of PK-8th grade neighborhood-based schools provides a high-quality, well-rounded education for families seeking small learning environments. Center City prepares students to excel in competitive high schools by infusing academics with character, excellence, and service.

# Center City PCS - Trinidad

## 2015 School Performance Report

(2014–15)

### Grades Measured: PK4-8



#### Student Progress: Academic Improvement Over Time

Growth on the state assessment in ELA



Growth on the state assessment in mathematics



#### Student Achievement: Approaching, Meeting, or Exceeding College and Career Ready Standards

PARCC: ELA

Approaching College and Career Ready and Above



College and Career Ready

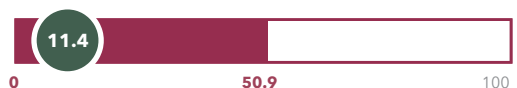


PARCC: Mathematics

Approaching College and Career Ready and Above



College and Career Ready



#### Gateway Outcomes in Key Subjects that Predict Future Educational Success (returning students)

3rd Grade ELA

Approaching College and Career Ready and Above



8th Grade Mathematics

Approaching College and Career Ready and Above



#### School Environment: Predictors of Future Student Progress and Achievement

Attendance

In-seat Attendance



Re-enrollment

Percent of students eligible to re-enroll



Teacher Interaction Observations: Classroom Assessment Scoring System (CLASS)

Emotional Support



Classroom Organization



Instructional Support



*Due to the change in the state assessment, scores and tiers were not displayed in 2014-15.*

# Center City PCS - Trinidad

## 2015 School Performance Report

(2014–15)

### Grades Measured: PK4-8



#### Early Childhood Student Outcomes on School-Selected Assessments

##### PK Pre-Literacy: Every Child Ready (ECR)

Percent of students who met or exceeded the publisher's expectations for growth or achievement at the end of the year



##### PK Math: Every Child Ready (ECR)

Percent of students who met or exceeded the publisher's expectations for growth or achievement at the end of the year



##### K-2 Reading: NWEA™ Measures of Academic Progress® (MAP®)

Percent of students who met or exceeded the publisher's expectations for growth by the end of the year



##### K-2 Math: NWEA™ Measures of Academic Progress® (MAP®)

Percent of students who met or exceeded the publisher's expectations for growth by the end of the year

