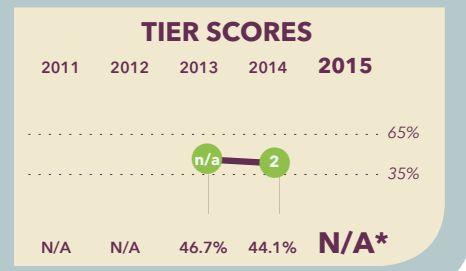


Capital City PCS - Middle School

100 Peabody Street NW
Washington, DC 20011

202-808-9800
www.ccpcs.org



School Profile (2015-16)

Board Chair

Anne Wallestad

Head of School

Karen Dresden

Grades Served

Is part of a PK-12 network.

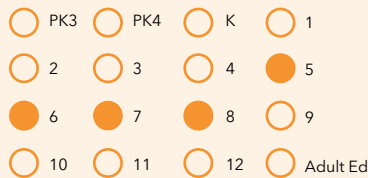
● Current Grades ● Future Grades

Principal

Laina Cox

First School Year

2012-13



Score Explanations

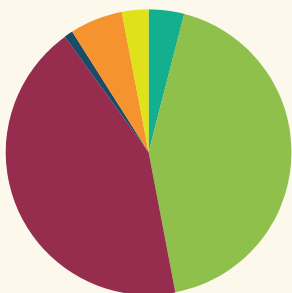
For schools serving pre-kindergarten (PK) through 8th grades, DC PCSB has implemented a new **Early Childhood/Elementary School/Middle School Performance Management Framework (PMF)** to assess academic performance school-wide. The framework now includes data for students in all grades at the school for multiple measures.

Starting in the spring of 2015, all students in grades 3 and higher, participated in the Partnership for Assessment of Readiness for College and Careers (PARCC).

* Due to the change in the state assessment, scores and tiers were not displayed in 2014-15.

Student Demographics (2014-15)

Total Enrollment
320



Asian	4.1%
Black Non-Hispanic	42.5%
Hispanic / Latino	43.1%
Native American / Alaska Native	0.6%
Pacific Islander / Native Hawaiian	0.0%
White Non-Hispanic	6.6%
Multiracial	3.1%

English Language Learner
11.9%

Economically Disadvantaged
75.3%

Special Education
18.4%

At-Risk Population
36.9%

A Note from the School

Celebrating 15 years in DC, Capital City PCS offers a rigorous, engaging academic program through the Expeditionary Learning model to students in grades PK-12. Students participate in learning expeditions: long-term, in-depth investigations of compelling topics with authentic research, fieldwork, and service, resulting in high-quality products. A whole child approach incorporates a dynamic social curriculum, creative arts integration, and fitness/wellness programs. Capital City has an inclusive, diverse environment, including low student-teacher ratios and instruction tailored to individualized learning. A robust array of after school activities includes competitive sports and arts programs. The entire school is located in a newly renovated facility with a full gym, garden, and athletic fields.

Capital City PCS - Middle School

2015 School Performance Report

(2014–15)

Grades Measured: 5-8



Student Progress: Academic Improvement Over Time

Growth on the state assessment in ELA



Growth on the state assessment in mathematics



Student Achievement: Approaching, Meeting, or Exceeding College and Career Ready Standards

PARCC: ELA

Approaching College and Career Ready and Above



College and Career Ready

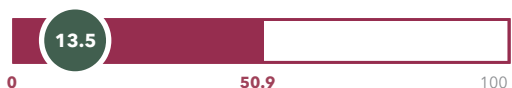


PARCC: Mathematics

Approaching College and Career Ready and Above




College and Career Ready



Gateway: Outcomes in Key Subjects that Predict Future Educational Success (returning students)

3rd Grade ELA

Approaching College and Career Ready and Above



8th Grade Mathematics

Approaching College and Career Ready and Above



School Environment: Predictors of Future Student Progress and Achievement

Attendance

In-seat Attendance



Re-enrollment

Percent of students eligible to re-enroll



Due to the change in the state assessment, scores and tiers were not displayed in 2014-15.