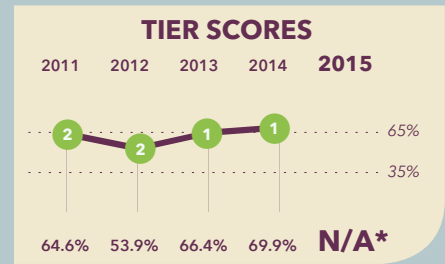


# Capital City PCS - High School

100 Peabody Street NW  
Washington, DC 20011

202-808-9800  
www.ccpcs.org



## School Profile (2015-16)

### Board Chair

Anne Wallestad

### Head of School

Karen Dresden

### Grades Served

Is part of a PK-12 network.

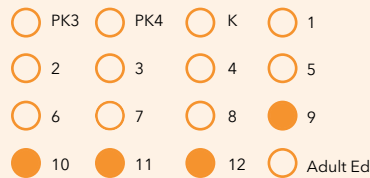
● Current Grades ● Future Grades

### Principal

Belicia Reaves

### First School Year

2008-09



## High School Score Explanations

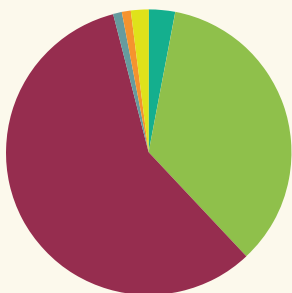
For schools serving 9th through 12th grades, DC PCSB has implemented the **High School Performance Management Framework (PMF)** to assess academic performance school-wide. The framework includes data for students in all grades at the school for multiple measures.

Starting in the spring of 2015, students in high school participated in the Partnership for Assessment of Readiness for College and Careers (PARCC).

\* Due to the change in the state assessment, scores and tiers were not displayed in 2014-15.

## Student Demographics (2014-15)

Total Enrollment  
329



Asian	2.7%
Black Non-Hispanic	34.7%
Hispanic / Latino	59.6%
Native American / Alaska Native	0.0%
Pacific Islander / Native Hawaiian	0.6%
White Non-Hispanic	0.9%
Multiracial	1.5%

**English Language Learner**  
15.2%

**Economically Disadvantaged**  
83.9%

**Special Education**  
18.8%

**At-Risk Population**  
45.6%

## A Note from the School

Celebrating 15 years in DC, Capital City PCS offers a rigorous, engaging academic program through the Expeditionary Learning model to students in grades PK-12. Students participate in learning expeditions: long-term, in-depth investigations of compelling topics with authentic research, fieldwork, and service, resulting in high-quality products. A whole child approach incorporates a dynamic social curriculum, creative arts integration, and fitness/wellness programs. Capital City has an inclusive, diverse environment, including low student-teacher ratios and instruction tailored to individualized learning. A robust array of after school activities includes competitive sports and arts programs. The entire school is located in a newly renovated facility with a full gym, garden, and athletic fields.

# Capital City PCS - High School

## 2015 School Performance Report

(2014-15)

### Grades Measured: 9-12



#### Student Progress: Academic Improvement Over Time

##### Student growth on the state assessment in ELA

Data not available for 2014-15



##### Student growth on the state assessment in Mathematics

Data not available for 2014-15



#### Student Achievement: Approaching, Meeting or Exceeding College and Career Ready Standards

##### PARCC: ELA

Approaching College and Career Ready and Above



College and Career Ready



##### PARCC: Mathematics

Approaching College and Career Ready and Above



College and Career Ready



#### Gateway: Outcomes Aligned to College and Career Readiness

##### Graduation Rate

Four-Year Graduation Rate (Prior Year)



Five-Year Graduation Rate



##### PSAT Performance (11th grade)

Percent of students scoring 80 or above



##### SAT/ACT Performance (12th grade)

Percent of students scoring 800 (SAT) or 16 (ACT) or above



##### College Acceptance Rate




##### College Readiness: Advanced Placement/International Baccalaureate/Dual Enrollment Achievement



##### Career Readiness: Career and Technical Education (CTE) Program Achievement

CTE Program of Study Completion Rate



CTE Certification Exam Pass Rate



# Capital City PCS - High School

## 2015 School Performance Report

(2014-15)

### Grades Measured: 9-12



#### School Environment: Predictors of Future Student Progress and Achievement

##### Attendance

In-seat Attendance



##### Re-enrollment

Percent of students eligible to re-enroll



##### 9th Grade on Track to Graduate



*Due to the change in the state assessments, scores and tiers were not displayed in 2014-15.*