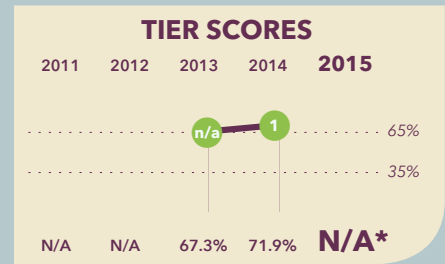


BASIS DC PCS (Middle School)

410 8th Street NW
Washington, DC 20004

202-393-5437
www.basisdc.org



School Profile (2015-16)

President and Chairman

Craig Barrett, Ph.D.

Senior Vice President of School Management

Carolyn McGarvey

Grades Served

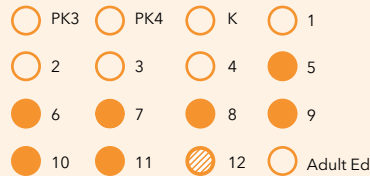
● Current Grades ● Future Grades

Head of School

Tim Eyerman

First School Year

2012-13



Score Explanations

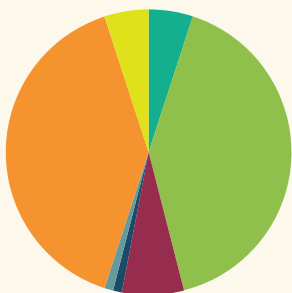
For schools serving pre-kindergarten (PK) through 8th grades, DC PCSB has implemented a new **Early Childhood/Elementary School/Middle School Performance Management Framework (PMF)** to assess academic performance school-wide. The framework now includes data for students in all grades at the school for multiple measures.

Starting in the spring of 2015, all students in grades 3 and higher, participated in the Partnership for Assessment of Readiness for College and Careers (PARCC).

* Due to the change in the state assessment, scores and tiers were not displayed in 2014-15.

Student Demographics (2014-15)

Total Enrollment
551



Asian	4.7%
Black Non-Hispanic	42.1%
Hispanic / Latino	7.1%
Native American / Alaska Native	0.2%
Pacific Islander / Native Hawaiian	0.4%
White Non-Hispanic	39.9%
Multiracial	5.6%

English Language Learner
0.0%

Economically Disadvantaged
17.4%

Special Education
4.7%

At-Risk Population
9.8%

A Note from the School

BASIS DC PCS was founded on the belief that every child deserves a world-class education. The BASIS DC school culture makes high academic achievement and intellectual engagement the norm and allows students to realize and fulfill their great academic potential. This approach instills in students a lifelong love and respect for knowledge and an understanding of the importance of hard work and self-reliance as a path toward success. Our rigorous, college preparatory education equips students for the competitive college admissions process, helps them become eligible for scholarships, prepares them to prosper at top colleges, and enriches their lives.

BASIS DC PCS (Middle School)

2015 School Performance Report

(2014–15)

Grades Measured: 5-8



Student Progress: Academic Improvement Over Time

Growth on the state assessment in ELA



Growth on the state assessment in mathematics



Student Achievement: Approaching, Meeting, or Exceeding College and Career Ready Standards

PARCC: ELA

Approaching College and Career Ready and Above



College and Career Ready

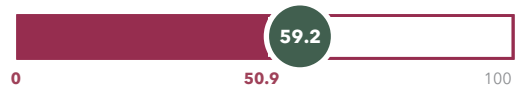


PARCC: Mathematics

Approaching College and Career Ready and Above




College and Career Ready



Gateway: Outcomes in Key Subjects that Predict Future Educational Success (returning students)

3rd Grade ELA

Approaching College and Career Ready and Above



8th Grade Mathematics

Approaching College and Career Ready and Above



School Environment: Predictors of Future Student Progress and Achievement

Attendance

In-seat Attendance



Re-enrollment

Percent of students eligible to re-enroll



Due to the change in the state assessment, scores and tiers were not displayed in 2014-15.