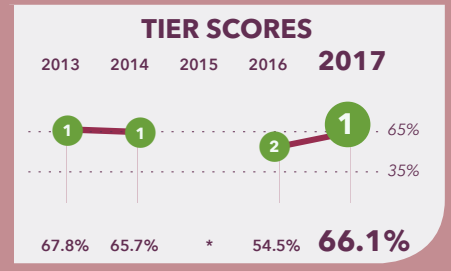


SEED PCS of Washington, DC (High School)

4300 C Street SE
Washington, DC 20019

202-248-7773
www.seedschooldc.org



School Profile (2017–18)

Board Chair

Vasco Fernandes

Head of School

Mecha Inman

Grades Served

● Current Grades ● Future Grades

○ PK3 ○ PK4 ○ K ○ 1

○ 2 ○ 3 ○ 4 ○ 5

● 6 ● 7 ● 8 ● 9

● 10 ● 11 ● 12 ○ Adult Ed

Principal

Zenada Mahon

First School Year

1998-99

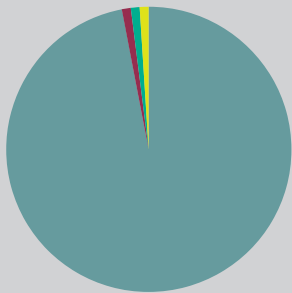
Tier Explanations

- 1 High Performing**
(65.0% - 100.0%)
- 2 Mid Performing**
(35.0% - 64.9%)
- 3 Low Performing**
(0.0% - 34.9%)

For schools serving grades PK-12, DC PCSB uses the **Performance Management Framework (PMF)** to assess school-wide academic performance. Schools are rated by tiers: **Tier 1** schools meet standards of high performance; **Tier 2** schools fall short of high performance standards but meet minimum overall performance standards; and **Tier 3** schools fall significantly short of high performance standards, showing inadequate performance. * Due to the change in the state assessment, scores and tiers were not displayed in 2014-15.

Student Demographics (2016–17)

Total Enrollment
361



Asian	0.0%
Black Non-Hispanic	98.9%
Hispanic / Latino	0.6%
Native American / Alaska Native	0.0%
Pacific Islander / Native Hawaiian	0.3%
White Non-Hispanic	0.0%
Multiracial	0.3%

English Language Learner
0.3%

Economically Disadvantaged
>60%*

Special Education
20.2%

At-Risk Population
67.0%

* Community Eligible Schools serve at least 60% low-income students and offer free school meals to all students.

A Note from the School

SEED PCS of Washington, DC, was founded in 1998 as the nation's first urban boarding school. SEED's mission is to provide an intensive college preparatory educational program that prepares students, both academically and socially, for success in college and in life. SEED's goal is to ensure that students not only graduate from high school and gain acceptance to college, but succeed in and graduate from college as well.

SEED PCS of Washington, DC (High School)

2017 School Quality Report

(2016-17)



Grades Measured: 9-12




Points Earned
out of
Points Possible

Percent of
Possible
Points









Student Progress (0 points): Academic Improvement Over Time

Growth on the state assessment in English Language Arts Data not available for 2016-17		0.0 out of 0.0	N/A
Growth on the state assessment in mathematics Data not available for 2016-17		0.0 out of 0.0	N/A

Student Achievement (25 points): Approaching, Meeting, or Exceeding College and Career Ready Standards

PARCC: English Language Arts Approaching College and Career Ready and Above		2.9 out of 7.5	38.1%
College and Career Ready		1.4 out of 5.0	28.3%
PARCC: Mathematics Approaching College and Career Ready and Above		2.7 out of 7.5	35.7%
College and Career Ready		0.6 out of 5.0	11.0%

Gateway (35 points): Outcomes Aligned to College and Career Readiness

Graduation Rate Four-Year Graduation Rate (Prior Year)		2.3 out of 3.0	75.9%
Five-Year Graduation Rate		4.0 out of 4.5	89.0%
PSAT Performance (11th grade)		5.0 out of 7.5	66.5%
SAT/ACT Performance (12th grade)		7.5 out of 7.5	100.0%
College Acceptance Rate		6.3 out of 7.5	84.0%
College Readiness: Advanced Placement/International Baccalaureate/ Dual Enrollment Achievement		0.5 out of 5.0	10.6%
Career Readiness: Career and Technical Education (CTE) Program Achievement CTE Program of Study Completion Rate		0.0 out of 0.0	N/A
CTE Certification Exam Pass Rate		0.0 out of 0.0	N/A

SEED PCS of Washington, DC (High School)

2017 School Quality Report

(2016–17)

Grades Measured: 9-12



Points Earned
out of
Points Possible

Percent of
Possible
Points

School Environment (25 points): Predictors of Future Student Progress and Achievement

Attendance

In-seat attendance



10.0 *out of 10.0*

100.0%

Re-enrollment

Percent of students eligible to re-enroll



9.9 *out of 10.0*

99.4%

9th Grade on Track to Graduate



3.1 *out of 5.0*

61.2%

TOTAL SCORE

TIER 1

56.2 *out of 85.0*

66.1%