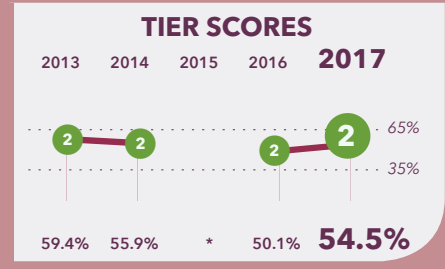


Friendship PCS - Technology Preparatory Academy High

2705 Martin Luther King Jr. Ave SE
Washington, DC 20032

202-552-5700
www.friendshipschools.org



School Profile (2017-18)

Board Chair

Donald L. Hense

CEO

Patricia Brantley

Grades Served

Current Grades
 Future Grades

PK3
 PK4
 K
 1

2
 3
 4
 5

6
 7
 8
 9

10
 11
 12
 Adult Ed

Is part of a PK-12 network.

Head of School

Peggy Jones

First School Year

2008-09

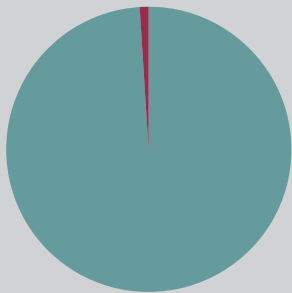
Tier Explanations

- 1 High Performing**
(65.0% - 100.0%)
- 2 Mid Performing**
(35.0% - 64.9%)
- 3 Low Performing**
(0.0% - 34.9%)

For schools serving grades PK-12, DC PCSB uses the **Performance Management Framework (PMF)** to assess school-wide academic performance. Schools are rated by tiers: **Tier 1** schools meet standards of high performance; **Tier 2** schools fall short of high performance standards but meet minimum overall performance standards; and **Tier 3** schools fall significantly short of high performance standards, showing inadequate performance. * Due to the change in the state assessment, scores and tiers were not displayed in 2014-15.

Student Demographics (2016-17)

Total Enrollment
233



Asian	0.0%
Black Non-Hispanic	99.1%
Hispanic / Latino	0.9%
Native American / Alaska Native	0.0%
Pacific Islander / Native Hawaiian	0.0%
White Non-Hispanic	0.0%
Multiracial	0.0%

English Language Learner
0.0%

Economically Disadvantaged
100.0%

Special Education
21.0%

At-Risk Population
75.1%

A Note from the School

Friendship PCS's mission is to provide a world-class education that motivates students to achieve high academic standards, enjoy learning, and develop as ethical, literate, well-rounded, and self-sufficient citizens who contribute actively to their communities. Technology Preparatory High (Tech Prep High) is a 9th-12th grade college preparatory school with a focus on the STEM fields of science, technology, engineering, and mathematics. High school students experience a rigorous, standards-based curriculum that prepares them for success in college and career. High school students can earn college credit and take Advanced Placement courses starting in 9th grade. Students travel abroad to conduct environmental projects. Tech Prep High graduated its first class of 30 seniors in 2015, and high school graduates to date have garnered nearly \$2 million in scholarships. Students are supported by Friendship Alumni Affairs staff while in college.

Friendship PCS - Technology Preparatory Academy High

2017 School Quality Report

(2016-17)



Grades Measured: 9-12





Points Earned
out of
Points Possible

Percent of
Possible
Points



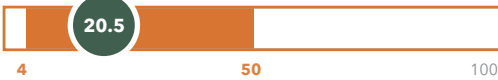





Student Progress (0 points): Academic Improvement Over Time

Growth on the state assessment in English Language Arts Data not available for 2016-17		0.0 out of 0.0	N/A
Growth on the state assessment in mathematics Data not available for 2016-17		0.0 out of 0.0	N/A

Student Achievement (25 points): Approaching, Meeting, or Exceeding College and Career Ready Standards

PARCC: English Language Arts Approaching College and Career Ready and Above		2.4 out of 7.5	31.7%
College and Career Ready		1.0 out of 5.0	19.8%
PARCC: Mathematics Approaching College and Career Ready and Above		0.8 out of 7.5	10.4%
College and Career Ready		0.0 out of 5.0	0.0%

Gateway (35 points): Outcomes Aligned to College and Career Readiness

Graduation Rate Four-Year Graduation Rate (Prior Year)		2.5 out of 3.0	84.5%
Five-Year Graduation Rate		3.5 out of 4.5	78.6%
PSAT Performance (11th grade)		2.7 out of 7.5	35.9%
SAT/ACT Performance (12th grade)		2.9 out of 7.5	38.8%
College Acceptance Rate		7.5 out of 7.5	100.0%
College Readiness: Advanced Placement/International Baccalaureate/ Dual Enrollment Achievement		1.5 out of 5.0	30.0%
Career Readiness: Career and Technical Education (CTE) Program Achievement CTE Program of Study Completion Rate		0.0 out of 0.0	N/A
CTE Certification Exam Pass Rate		0.0 out of 0.0	N/A

Friendship PCS - Technology Preparatory Academy High

2017 School Quality Report

(2016-17)

Grades Measured: 9-12



Points Earned
out of
Points Possible

Percent of
Possible
Points

School Environment (25 points): Predictors of Future Student Progress and Achievement

Attendance

In-seat attendance



10.0 out of 10.0

100.0%

Re-enrollment

Percent of students eligible to re-enroll



8.9 out of 10.0

89.4%

9th Grade on Track to Graduate



2.6 out of 5.0

52.1%

TOTAL SCORE

TIER 2

46.3 out of 85.0

54.5%