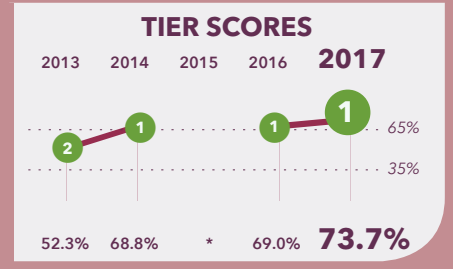


Center City PCS - Shaw

711 N Street NW
Washington, DC 20001

202-234-1093
www.centercitypcs.org



School Profile (2017-18)

Board Chair

Tom O'Hara

President & CEO

Russ E. Williams, Jr.

Grades Served

● Current Grades ● Future Grades

○ PK3 ● PK4 ● K ● 1

● 2 ● 3 ● 4 ● 5

● 6 ● 7 ● 8 ○ 9

○ 10 ○ 11 ○ 12 ○ Adult Ed

Is part of a PK-8 network.

Principal

Alicia McCloud

First School Year

2008-09

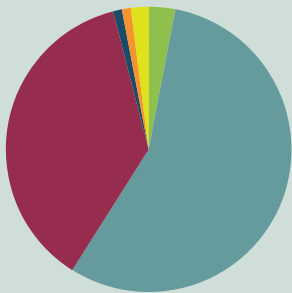
Tier Explanations

- 1 High Performing**
(65.0% - 100.0%)
- 2 Mid Performing**
(35.0% - 64.9%)
- 3 Low Performing**
(0.0% - 34.9%)

For schools serving grades PK-12, DC PCSB uses the **Performance Management Framework (PMF)** to assess school-wide academic performance. Schools are rated by tiers: **Tier 1** schools meet standards of high performance; **Tier 2** schools fall short of high performance standards but meet minimum overall performance standards; and **Tier 3** schools fall significantly short of high performance standards, showing inadequate performance.
* Due to the change in the state assessment, scores and tiers were not displayed in 2014-15.

Student Demographics (2016-17)

Total Enrollment
234



Asian	3.0%
Black Non-Hispanic	57.3%
Hispanic / Latino	36.8%
Native American / Alaska Native	0.4%
Pacific Islander / Native Hawaiian	0.0%
White Non-Hispanic	0.4%
Multiracial	2.1%

English Language Learner
15.0%

Economically Disadvantaged
89.7%

Special Education
11.1%

At-Risk Population
53.0%

A Note from the School

The Center City PCS network of PK-8th grade neighborhood-based schools provides a high-quality, well-rounded education for families seeking small learning environments. Center City prepares students to excel in competitive high schools by infusing academics with character, excellence, and service.

Center City PCS - Shaw

2017 School Quality Report

(2016-17)

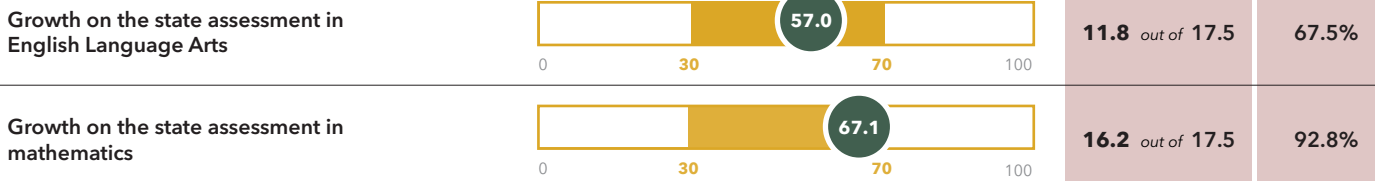
Grades Measured: PK4-8



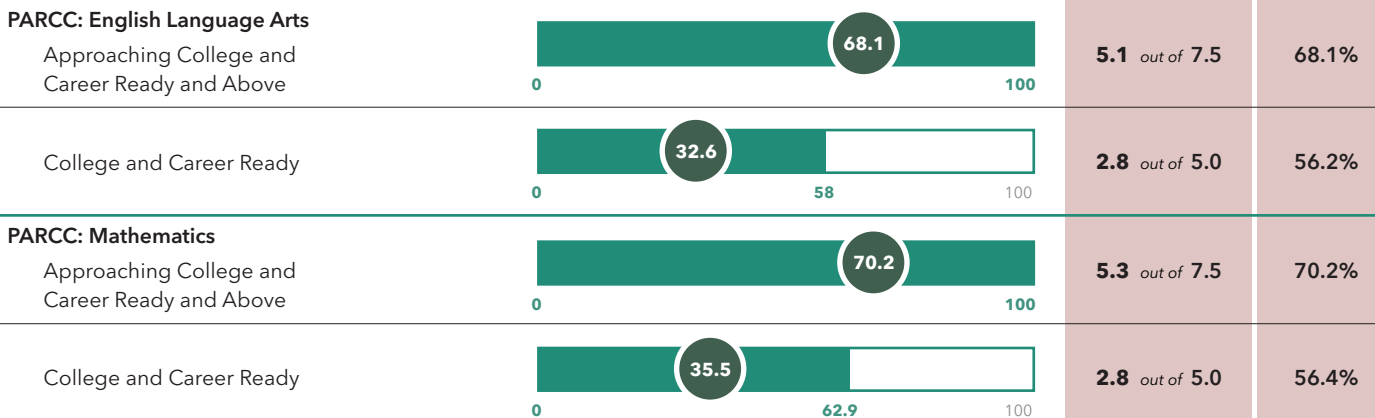
Points Earned
out of
Points Possible

Percent of
Possible
Points


Student Progress (35 points): Academic Improvement Over Time



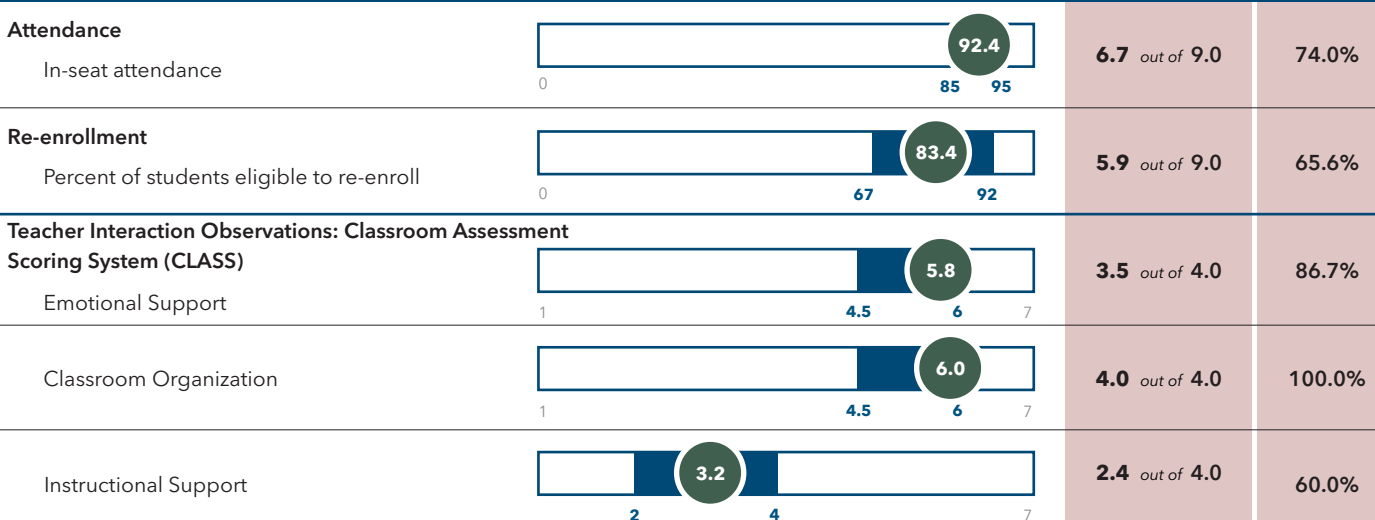
Student Achievement (25 points): Approaching, Meeting, or Exceeding College and Career Ready Standards



Gateway (10 points): Outcomes in Key Subjects that Predict Future Educational Success (returning students)



School Environment (30 points): Predictors of Future Student Progress and Achievement



TOTAL SCORE

TIER 1

73.7 out of 100

73.7%

Center City PCS - Shaw

2017 School Quality Report

(2016-17)

Grades Measured: PK4-8



Additional Measures: Early Childhood Student Outcomes on School-Selected Assessments

PK Pre-Literacy: Every Child Ready (ECR)

Percent of students who met or exceeded the publisher's expectations for growth or achievement at the end of the year



PK Math: Every Child Ready (ECR)

Percent of students who met or exceeded the publisher's expectations for growth or achievement at the end of the year



K-2 Reading: NWEA Measures of Academic Progress (MAP)

Median percentile of student growth compared to national student performance



K-2 Math: NWEA Measures of Academic Progress (MAP)

Median percentile of student growth compared to national student performance

