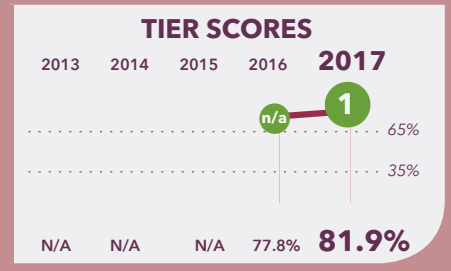


Briya PCS (Early Childhood)

2333 Ontario Road NW
100 Gallatin Street NE
Washington, DC 20011

202-797-7337
202-545-2020
www.briya.org



School Profile (2017–18)


Board Chair

Joel Goering

Executive Director

Christie McKay

Grades Served



First School Year

2006-07

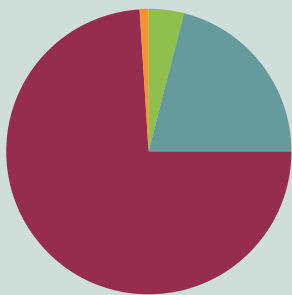
Tier Explanations

- 1 High Performing**
(65.0% - 100.0%)
- 2 Mid Performing**
(35.0% - 64.9%)
- 3 Low Performing**
(0.0% - 34.9%)

For schools serving grades PK-12, DC PCSB uses the **Performance Management Framework (PMF)** to assess school-wide academic performance. Schools are rated by tiers: **Tier 1** schools meet standards of high performance; **Tier 2** schools fall short of high performance standards but meet minimum overall performance standards; and **Tier 3** schools fall significantly short of high performance standards, showing inadequate performance.

Student Demographics (2016–17)

Total Enrollment
644



Asian	4.0%
Black Non-Hispanic	20.7%
Hispanic / Latino	73.9%
Native American / Alaska Native	0.0%
Pacific Islander / Native Hawaiian	0.0%
White Non-Hispanic	1.4%
Multiracial	0.0%

English Language Learner
91.0%

Economically Disadvantaged
100.0%

Special Education
1.7%

At-Risk Population
12.0%

A Note from the School

The mission of Briya PCS is to provide a high-quality education for adults and children that empowers families through a culturally sensitive family literacy model. Dynamic, student-centered classes are designed for parents and children learning English. Adult students learn English as a Second Language (ESL), digital literacy, and parenting. Adults in the most advanced ESL levels may enroll in a high school diploma program. Briya provides workforce training to obtain credentials as a Child Development Associate or medical assistant. Briya's PK program provides dual language learners with a project-based education that promotes their development and knowledge in many areas. Briya has received recognition at the state and national levels for its outstanding teachers and parents.

Briya PCS (Early Childhood)

2017 School Quality Report

(2016–17)



Grades Measured: PK3-PK4

Points Earned
out of
Points Possible

Percent of
Possible
Points

Student Outcomes (45 points): Early Childhood School-Selected Assessments

PK Pre-Literacy: Teaching Strategies GOLD

Percent of students who met or exceeded the publisher's expectations for growth by the end of the year



12.5 out of 15.0

83.3%

PK Math: Teaching Strategies GOLD

Percent of students who met or exceeded the publisher's expectations for growth by the end of the year



12.5 out of 15.0

83.3%

PK Social Emotional Learning: Teaching Strategies GOLD

Percent of students who met or exceeded the publisher's expectations for growth by the end of the year



15.0 out of 15.0

100.0%

School Environment (55 points): Predictors of Future Student Progress and Achievement

Attendance

In-seat attendance



2.1 out of 10.0

21.0%

Teacher Interaction Observations: Classroom Assessment Scoring System (CLASS)

Emotional Support



15.0 out of 15.0

100.0%

Classroom Organization



15.0 out of 15.0

100.0%

Instructional Support



9.8 out of 15.0

65.0%

TOTAL SCORE

TIER 1

81.9 out of 100

81.9%