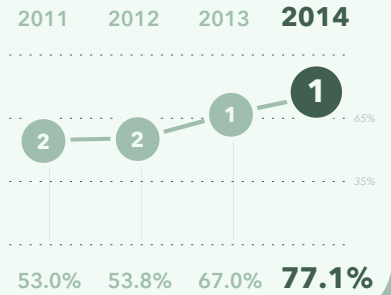


Friendship PCS - Chamberlain Middle

1345 Potomac Avenue SE
Washington, DC 20003

202-547-5800
www.friendshipschools.org

TIER SCORES



School Profile (2014–15)

School Mission / Purpose

The mission of Friendship Public Charter School is to provide a world-class education that motivates students to achieve high academic standards, enjoy learning, and develop as ethical, literate, well-rounded, and self-sufficient citizens who contribute actively to their communities.

Unique School Characteristics

- Standards-based curriculum with a focus on preparing students for success in high school and college
- Course offerings include algebra, lab sciences, and foreign language as well as art, dance, and music
- Activities including robotics, basketball, volleyball, cheerleading, and gardening

Board Chair

Donald L. Hense

Executive Director

Patricia A. Brantley

Principal

Morrise Harbour

First School Year

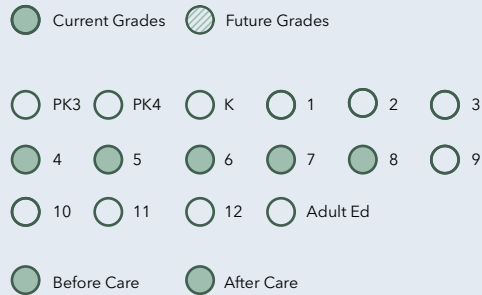
1998-99

School Hours

7:45 a.m. - 4:00 p.m.

Grades Served

Is part of a PK-12 network.

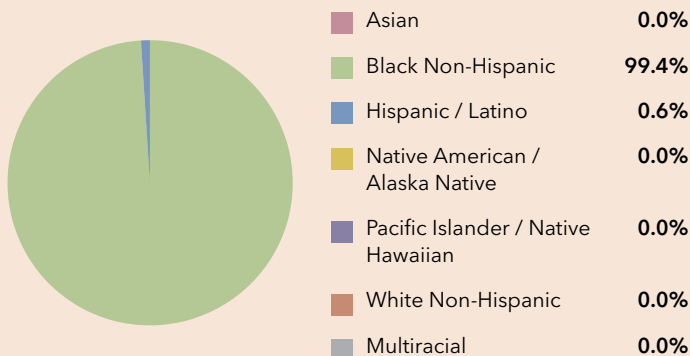


Tier Explanations

- High Performing**
(65.0% - 100.0%)
- Mid Performing**
(35.0% - 64.9%)
- Low Performing**
(0.0% - 34.9%)

For schools serving grades 3-12, PCSB has implemented the **Performance Management Framework (PMF)** to assess school-wide academic performance. Schools are rated by tiers: **Tier 1** schools meet standards of high performance; **Tier 2** schools fall short of high performance standards but meet minimum overall performance standards; and **Tier 3** schools fall significantly short of high performance standards, showing inadequate performance.

Student Demographics (2013–14)



Total Enrollment
351

English Language Learner
0.0%

Economically Disadvantaged
>60%**

Special Education
15.7%

** Community Eligible Schools serve at least 60% low-income students and offer free school meals to all students.

Transportation



Metro / Bus Service *
Potomac Avenue; 32, 34, 36; V7, V8, V9

*Please check www.wmata.com for updates

Friendship PCS - Chamberlain Middle

2014 School Performance Report

(2013–14)



Grades Measured: 4-8











Points Earned
out of
Points Possible

Percent of
Possible
Points



Student Progress (40 points): Academic Improvement Over Time

Growth on DC CAS Reading over time		13.5 out of 20.0	67.5%
Growth on DC CAS Mathematics over time		20.0 out of 20.0	100.0%



Student Achievement (25 points): Meeting or Exceeding Academic Standards

Elementary Grades DC CAS Reading Proficient and Above		1.1 out of 5.0	22.0%
Advanced Only		0.10 out of 1.25	8.0%
Elementary Grades DC CAS Mathematics Proficient and Above		2.9 out of 5.0	58.0%
Advanced Only		0.92 out of 1.25	73.6%
Middle Grades DC CAS Reading Proficient and Above		1.7 out of 5.0	34.0%
Advanced Only		0.18 out of 1.25	14.4%
Middle Grades DC CAS Mathematics Proficient and Above		2.5 out of 5.0	50.0%
Advanced Only		1.09 out of 1.25	87.2%

Gateway (15 points): Outcomes in Key Subjects that Predict Future Educational Success

Proficient and Advanced 3rd Grade Reading		0.0 out of 0.0	N/A
Proficient and Advanced 8th Grade Mathematics		13.1 out of 15.0	87.3%

Leading Indicators (20 points): Predictors of Future Student Progress and Achievement

Attendance		10.0 out of 10.0	100.0%
Re-enrollment		10.0 out of 10.0	100.0%

TOTAL SCORE

TIER 1

77.1 out of 100

77.1%

For a more detailed explanation of the indicators, see our technical guide.