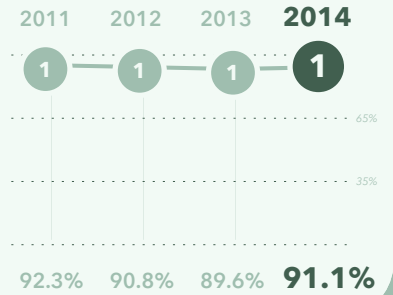


## DC Prep PCS - Edgewood Middle

701 Edgewood Street NE  
Washington, DC 20017

202-832-5700  
www.dcrep.org

### TIER SCORES



### School Profile (2014–15)

#### School Mission / Purpose

Founded in 2003, DC Prep is bridging the educational divide in Washington by increasing the number of students from underserved communities with the academic preparation and personal character to succeed in competitive high schools and colleges.

#### Unique School Characteristics

- Twin focus on rigorous academics and character education for success in high school, college, and beyond
- Balances joy in learning with urgency and rigor; fosters a strong home-school partnership
- PrepNext program helps students and alumni transition to high school and college
- DC Prep has a decade-long track record of outstanding academic performance
- 100% of DC Prep graduates entered college preparatory high schools

#### Board Chair

Le Roy (Terry) Eakin III

#### Chief Executive Officer

Emily Lawson

#### Principal

Cassie Pergament

#### First School Year

2003-04

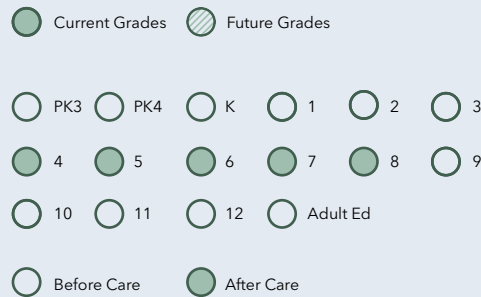
#### School Hours

MTWR: 8:00 a.m. – 4:00 p.m.

F: 8:00 a.m. – 3:00 p.m.

#### Grades Served

Is part of a PK-8 network.

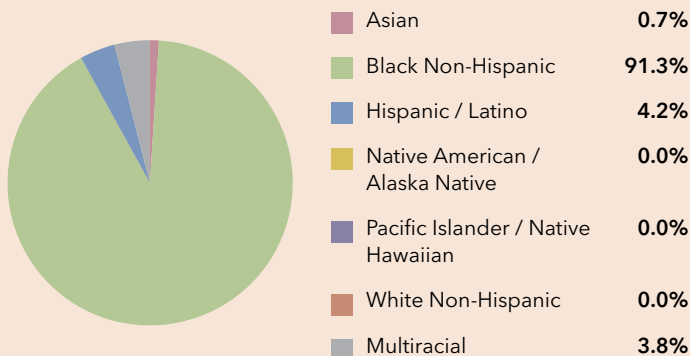


### Tier Explanations

- 1 High Performing**  
(65.0% - 100.0%)
- 2 Mid Performing**  
(35.0% - 64.9%)
- 3 Low Performing**  
(0.0% - 34.9%)

For schools serving grades 3-12, PCSB has implemented the **Performance Management Framework (PMF)** to assess school-wide academic performance. Schools are rated by tiers: **Tier 1** schools meet standards of high performance; **Tier 2** schools fall short of high performance standards but meet minimum overall performance standards; and **Tier 3** schools fall significantly short of high performance standards, showing inadequate performance.

### Student Demographics (2013–14)



**Total Enrollment**  
288

**English Language Learner**  
0.0%

**Economically Disadvantaged**  
77.8%

**Special Education**  
14.9%

### Transportation



#### Metro / Bus Service \*

Rhode Island Avenue-Brentwood, Brookland-CUA; D8; G8

\*Please check [www.wmata.com](http://www.wmata.com) for updates

# DC Prep PCS - Edgewood Middle

## 2014 School Performance Report

(2013–14)



### Grades Measured: 4-8











Points Earned  
out of  
Points Possible

Percent of  
Possible  
Points



#### Student Progress (40 points): Academic Improvement Over Time

Growth on DC CAS Reading over time		17.8 out of 20.0	89.0%
Growth on DC CAS Mathematics over time		20.0 out of 20.0	100.0%



#### Student Achievement (25 points): Meeting or Exceeding Academic Standards

Elementary Grades DC CAS Reading Proficient and Above		3.8 out of 5.0	76.0%
Advanced Only		0.41 out of 1.25	32.8%
Elementary Grades DC CAS Mathematics Proficient and Above		4.3 out of 5.0	86.0%
Advanced Only		1.25 out of 1.25	100.0%
Middle Grades DC CAS Reading Proficient and Above		3.4 out of 5.0	68.0%
Advanced Only		1.25 out of 1.25	100.0%
Middle Grades DC CAS Mathematics Proficient and Above		4.5 out of 5.0	90.0%
Advanced Only		1.25 out of 1.25	100.0%

#### Gateway (15 points): Outcomes in Key Subjects that Predict Future Educational Success

Proficient and Advanced 3rd Grade Reading		0.0 out of 0.0	N/A
Proficient and Advanced 8th Grade Mathematics		15.0 out of 15.0	100.0%

#### Leading Indicators (20 points): Predictors of Future Student Progress and Achievement

Attendance		10.0 out of 10.0	100.0%
Re-enrollment		8.1 out of 10.0	81.0%

**TOTAL SCORE**

**TIER 1**

91.1 out of 100

**91.1%**

For a more detailed explanation of the indicators, see our technical guide.